


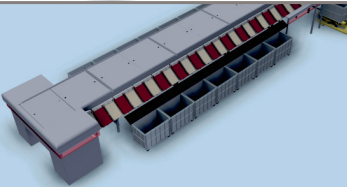











Slide Tray Sorter

A REAL CAN-DO SORTING SOLUTION

FLAT SORTERS

CONFIGURATIONS AND POSSIBILITIES

Suggestions for configurations	Explanation	Products	Containers
	The maximum number of destinations can go from about 10 to several hundreds.		
	The Slide Tray Sorter has a wide range of applications for a large variety of products.		
	Products can be sorted either directly into containers or gradually by means of a (static or removable) chute.		

Small Tray	Medium Tray	(X) Large Tray	Twin Tray
			

SPECIFICATIONS SLIDE TRAY SORTER TRAY

Tray	Tray pitch	Trays per hour	Product dimensions	Product weight
Small 60	375 mm	9,000 - 11,000	5 x70 x70 mm (min.) 400x450x300 mm (max.)	0.02 kg - 6 kg
Medium 60	500 mm	9,000	5 x70 x70 mm (min.) 400x450x350 mm (max.)	0.02 kg - 6 kg
Small 125	375 mm	9,000 - 11,000	5 x70 x70 mm (min.) 400x450x300 mm (max.)	0.02 kg - 6 kg
Medium 125	500 mm	9,000	5 x70 x70 mm (min.) 400x500x350 mm (max.)	0.02 kg - 10 kg
Large 125	600 mm	7,500	5 x70 x70 mm (min.) 400x500x385 mm (max.)	0.02 kg - 12 kg
X Large 125	750 mm	6,000	5 x70 x70 mm (min.) 400x615x450 mm (max.)	0.02 kg - 15 kg
Twin Tray	all pitches in table	max. 28,800	5 x70 x70 mm (min.) 400x615x450 mm (max.)	0.02 kg - 15 kg